

moneymap

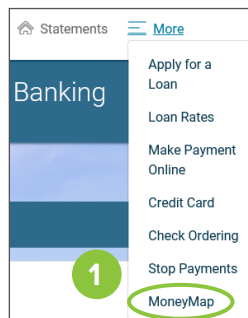
Online money management tool

All your financial accounts in one place – with only ONE login!

Take advantage of this **FREE** tool for FNCU Members!

Getting Started:

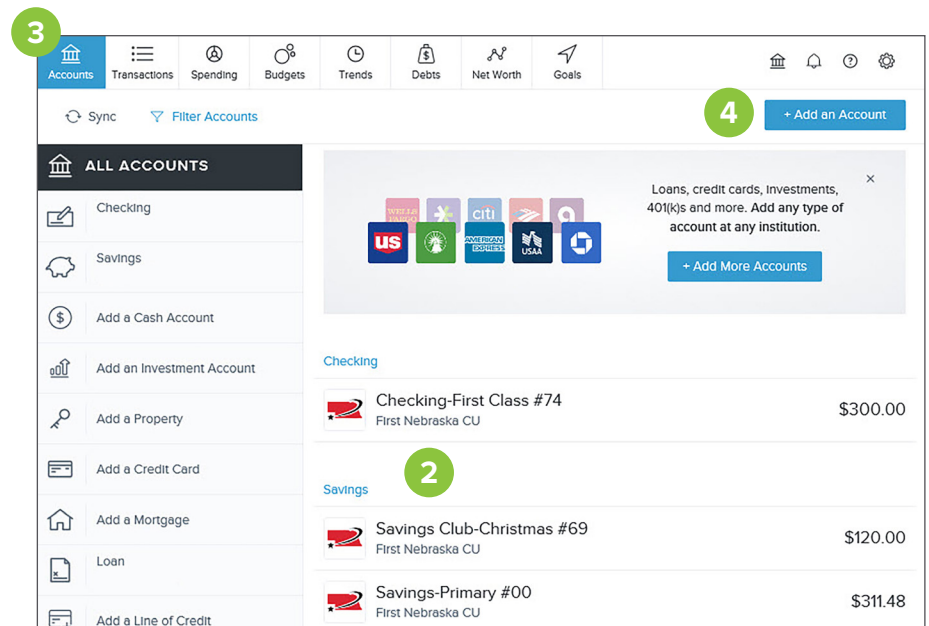
1. Log into Online Banking at firstnebraska.org. Click More, then MoneyMap. Accept the terms.
2. Your FNCU accounts will automatically populate. It may take several minutes for accounts to sync on the first time opening MoneyMap.




Take advantage of this **FREE** tool for FNCU Members!

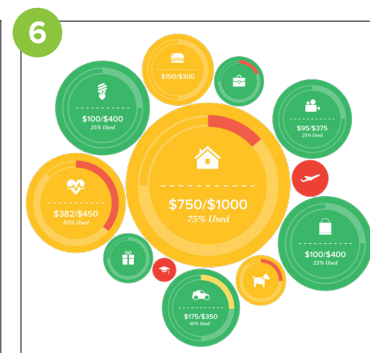
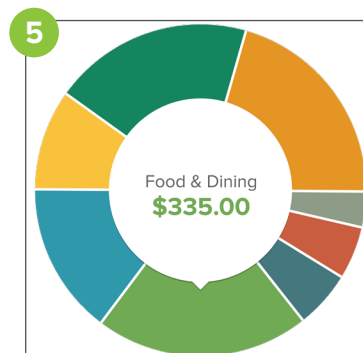
Using MoneyMap:

3. View your accounts, transactions, spending habits, and budgets on the main dashboard.
4. Add other accounts, loans, credit cards, investments, etc.
5. Categorize your spending to see where your money is going.
6. Identify which area of your budget needs the most attention using bubble charts. At a glance, you can see your budget's health (color), significance (size), and progress (meter) relative to other budgets.



Get the MoneyMobile App:

1.  On your smart phone, download the MoneyMobile app (works on Apple or Android phones)
2. In the online version, click on Settings (gear icon), then click Mobile Devices and click Generate Access Code. A code will display on your screen. Type this code into the app within the next 10 minutes. Click Log In and your FNCU accounts will automatically populate into the app! For more details see our MoneyMobile instructions.



FNCU NMLS#: 416540
Federally insured by NCUA.

